


KIDDOPiA

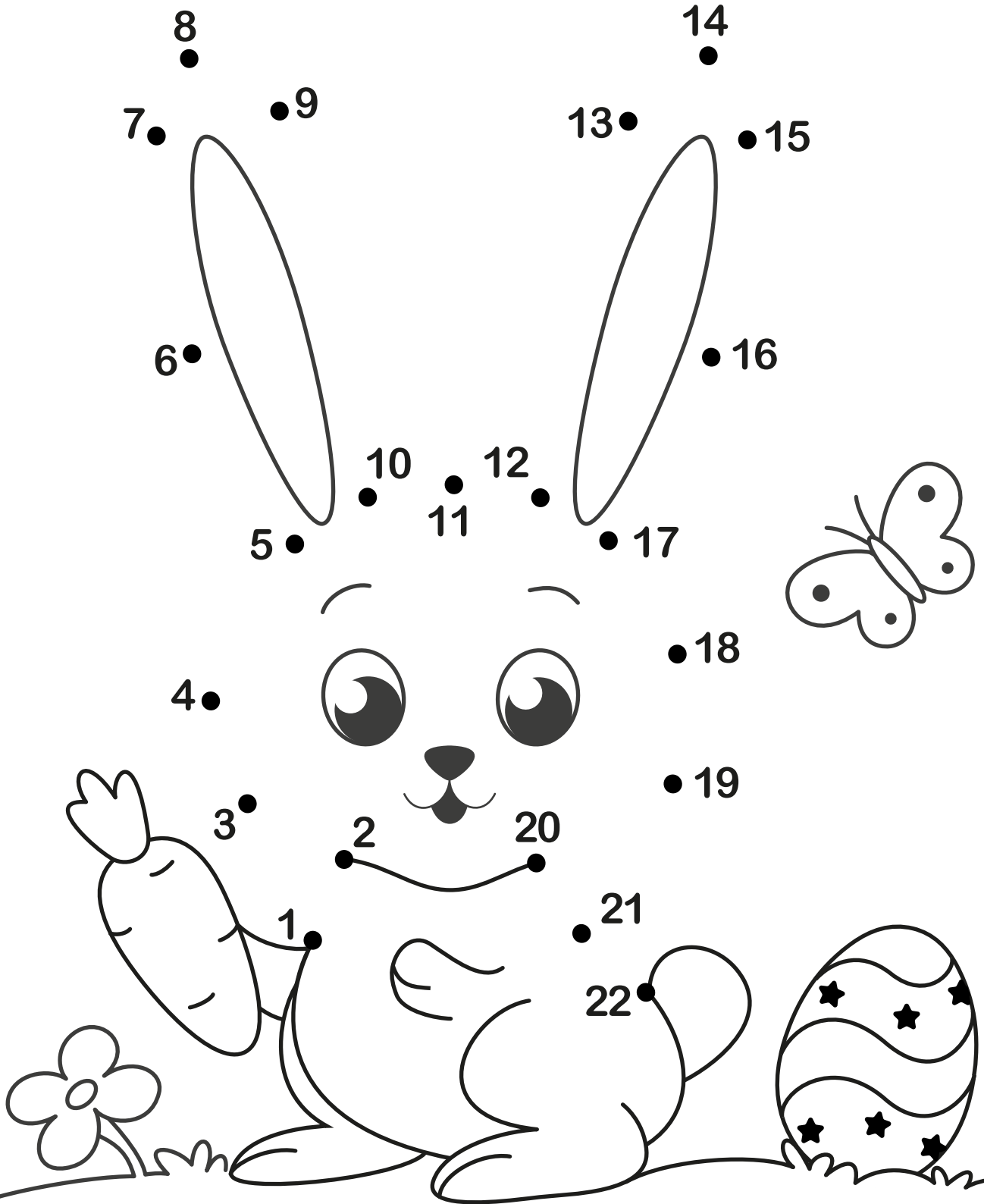
HAPPY SPRING

Apr 2022




Join the dots

Bring the bunny to life by joining the dots and coloring him in!




Missing letters


Look at the pictures and fill in the missing letters. Discover all the things that make spring so delightful. Remember to color the pictures after!




E _ G



C _ P



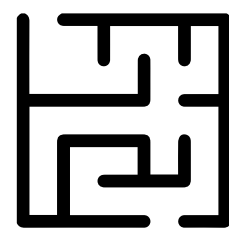
S _ N




B _ E




C _ _ E




M _ _ E



N _ _ T




B _ _ D



R _ _ E


Find the way

Will you help Alex pick pretty flowers for Brionny and find his way to her? Add color to the maze once you're done!



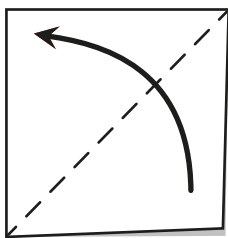



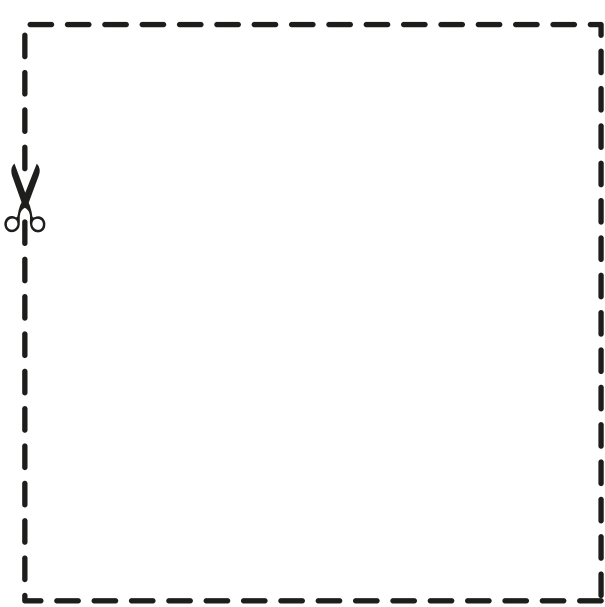
Origami tulips

Create tulips of different colors and paste them in your printable garden. Just follow the instructions on the next page!

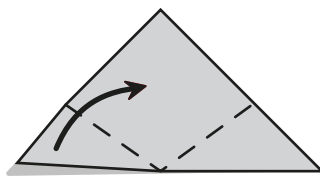


Instructions:

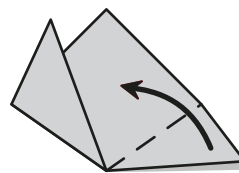
1. Color each square with a color you love and cut it out carefully.
2. Place the squares with their white sides facing up.
3. Fold the squares as shown below, along the dotted lines. Your tulips are ready!
4. Now paste them with their folded corners facing front. Good job!



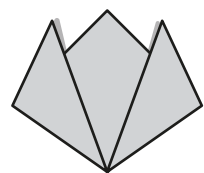
Step-1



Step-2





Step-3



Final

Color by numbers

Get the little butterfly ready for spring! Color her using the six colors given below.



Fun finger puppets

Let's make finger puppets! Color, cut, and paste our springtime buddies to create little finger puppets for you and your friends.

